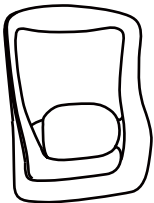
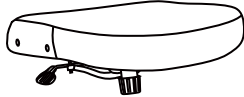
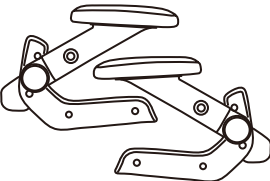

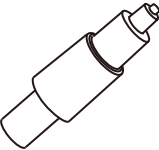





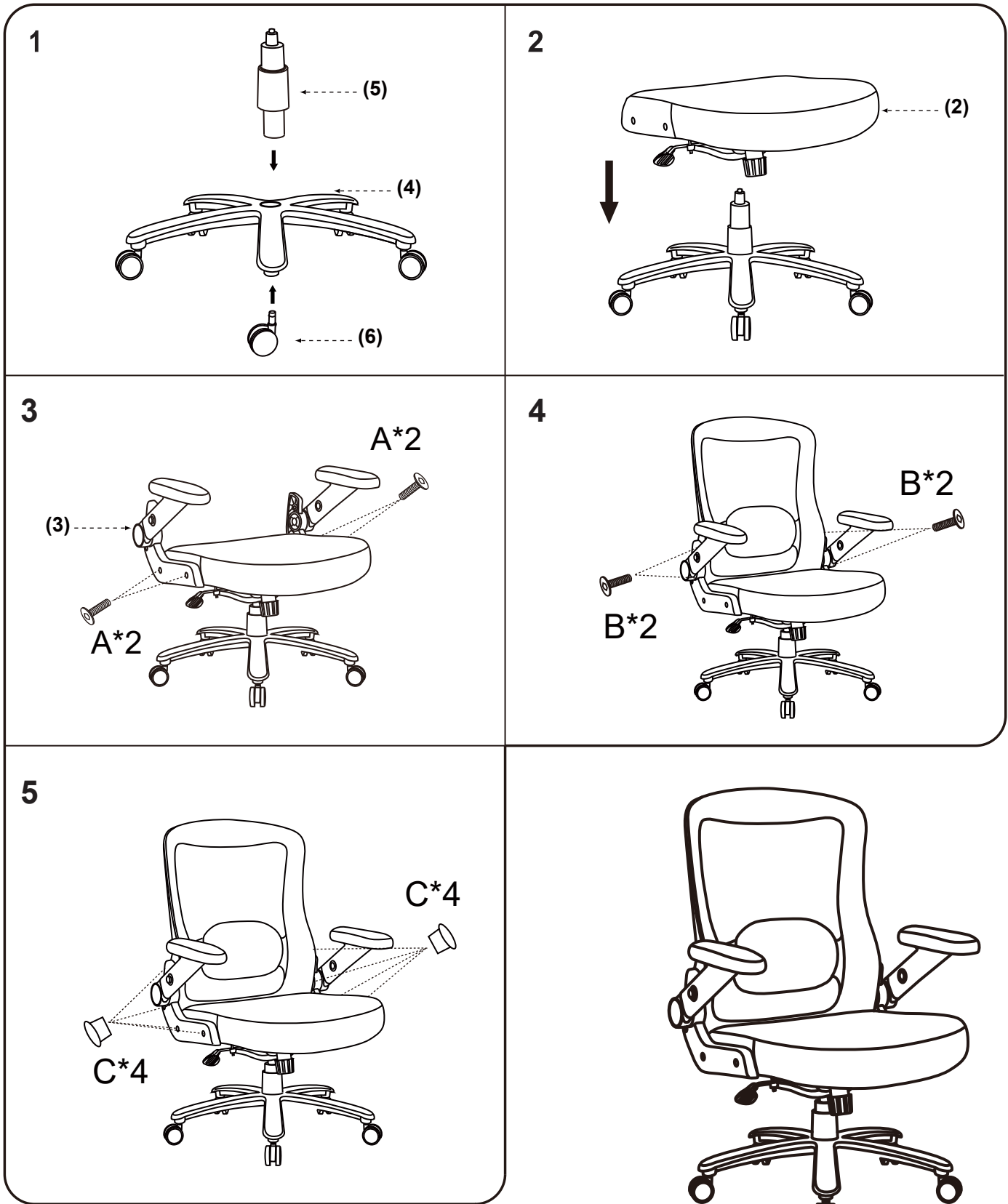


21010



21010

<p>(1)x1</p>  <p>Back</p>	<p>(2)x1</p>  <p>Seat & Mechanism</p>		
<p>(3)x1 L/R</p>  <p>Right & Left Arm</p>	<p>(4)x1</p>  <p>Base</p>		
<p>(5)x1</p>  <p>Gas Lift</p>	<p>(6)x5</p>  <p>Casters</p>	<p>(A)x4  M8*30 ARM SCREW</p> <p>(B)x4  M8*25 ARM SCREW</p> <p>(C)x8  ARM CAP</p> <p>(D)x1  ALLEN KEY</p>	



Insert and loosely tighten all screws. When assembly is completed, fully tighten all screws before using. This chair is only intended for sitting. Any other use will void the warranty.